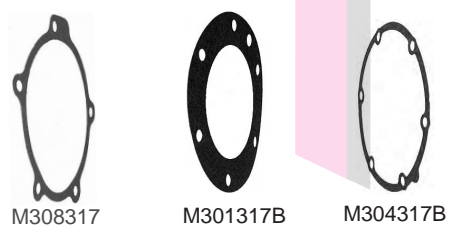
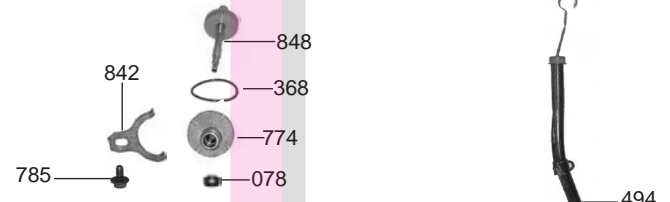
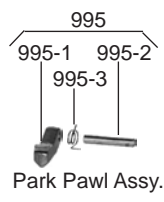
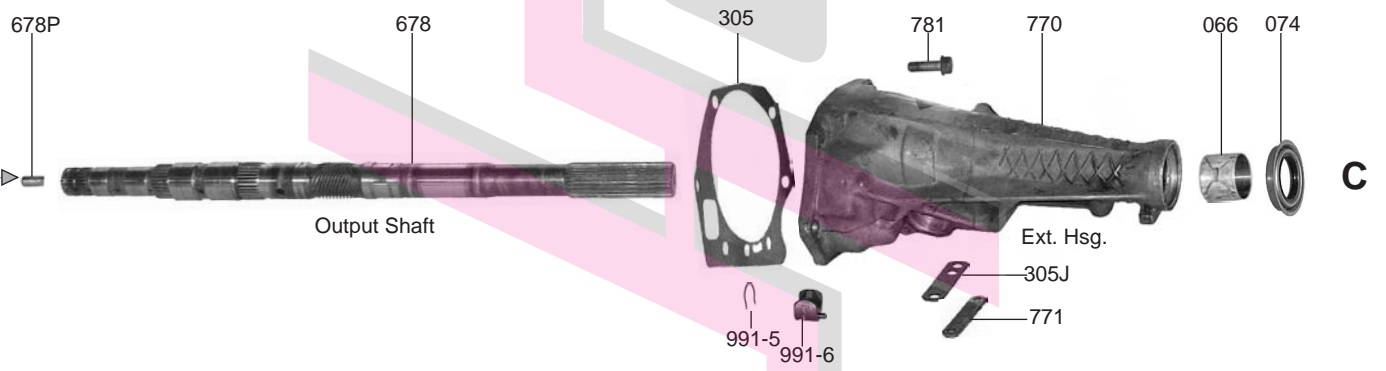
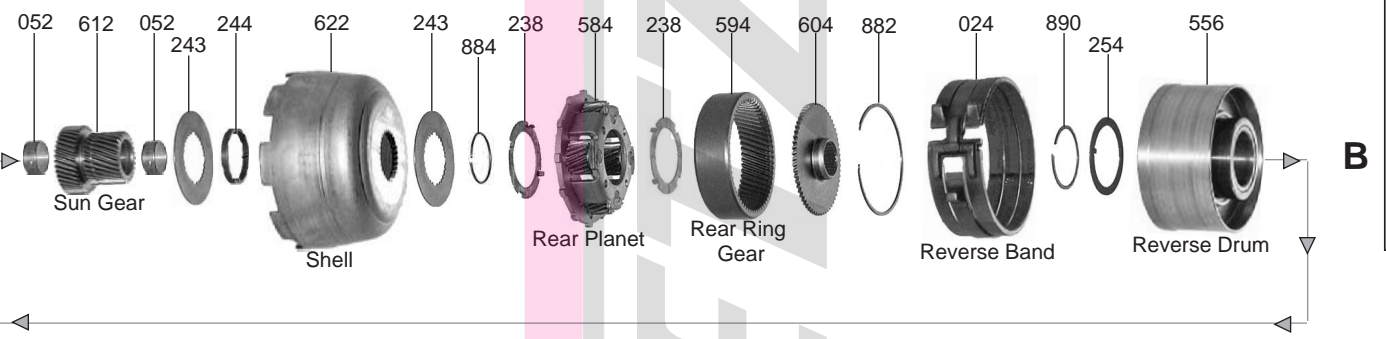
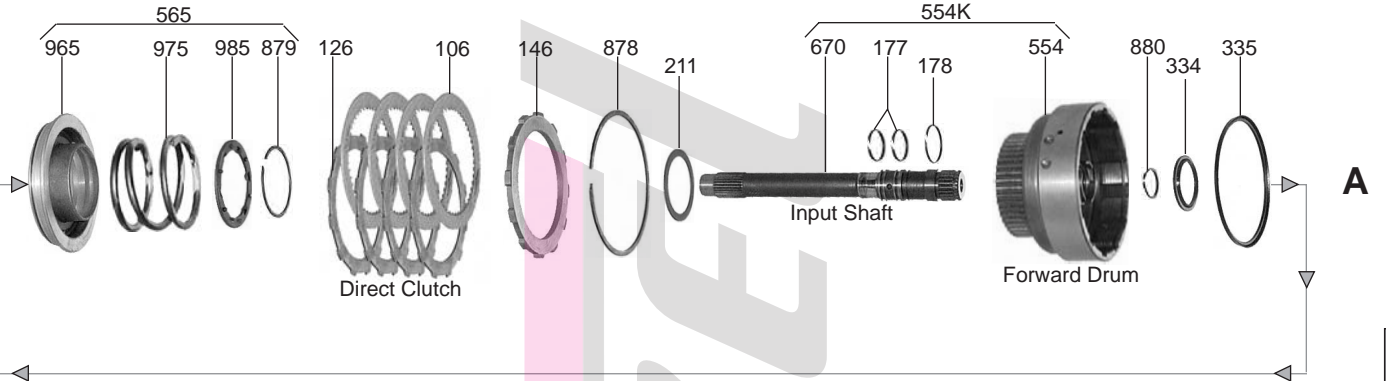


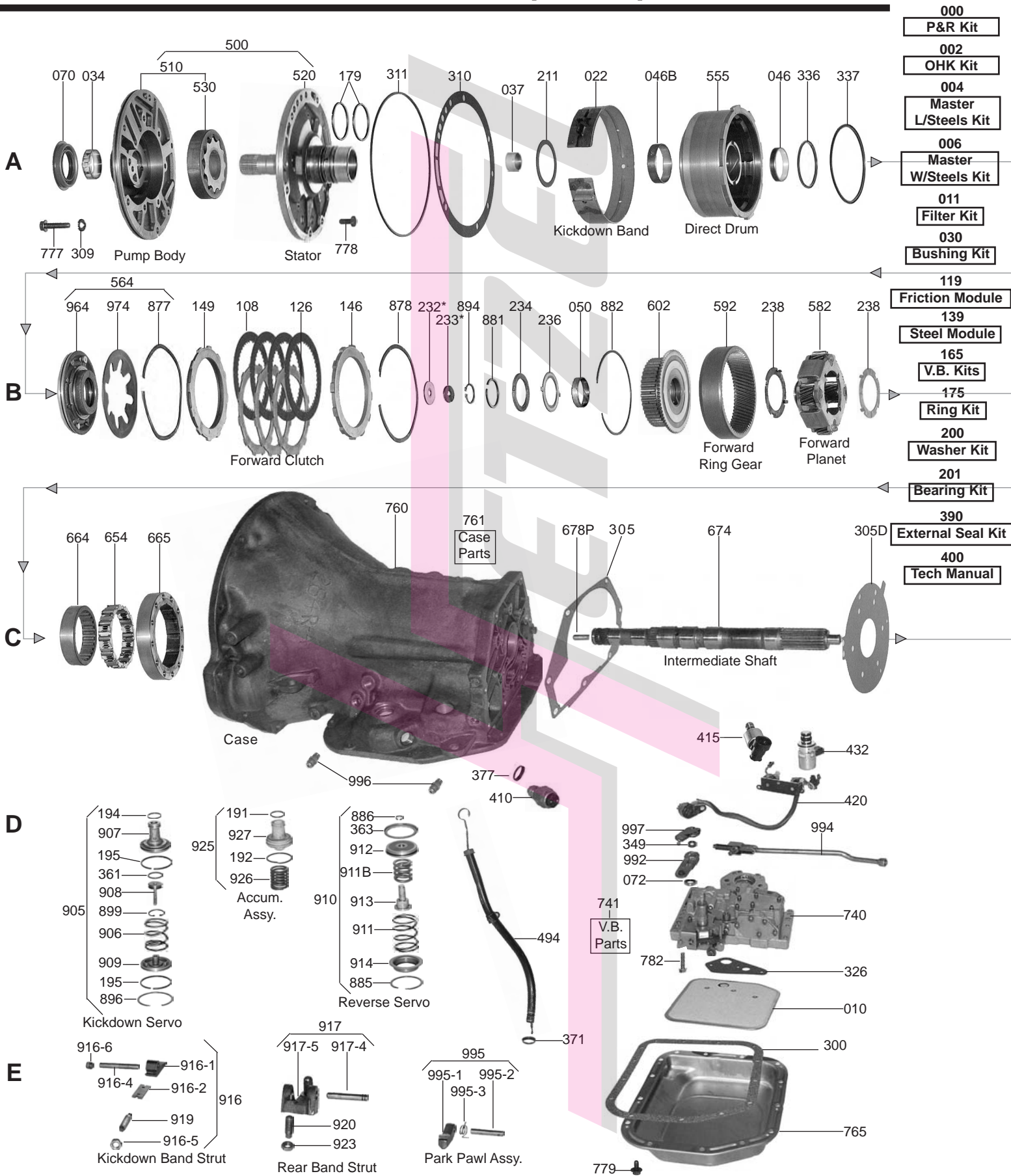
- 000 P&R Kit
- 002 OHK Kit
- 004 Master L/Steels Kit
- 006 Master W/Steels Kit
- 011 Filter Kit
- 030 Bushing Kit
- 119 Friction Module
- 139 Steel Module
- 165 V.B. Kits
- 175 Ring Kit
- 200 Washer Kit
- 201 Bearing Kit
- 390 External Seal Kit
- 400 Tech Manual

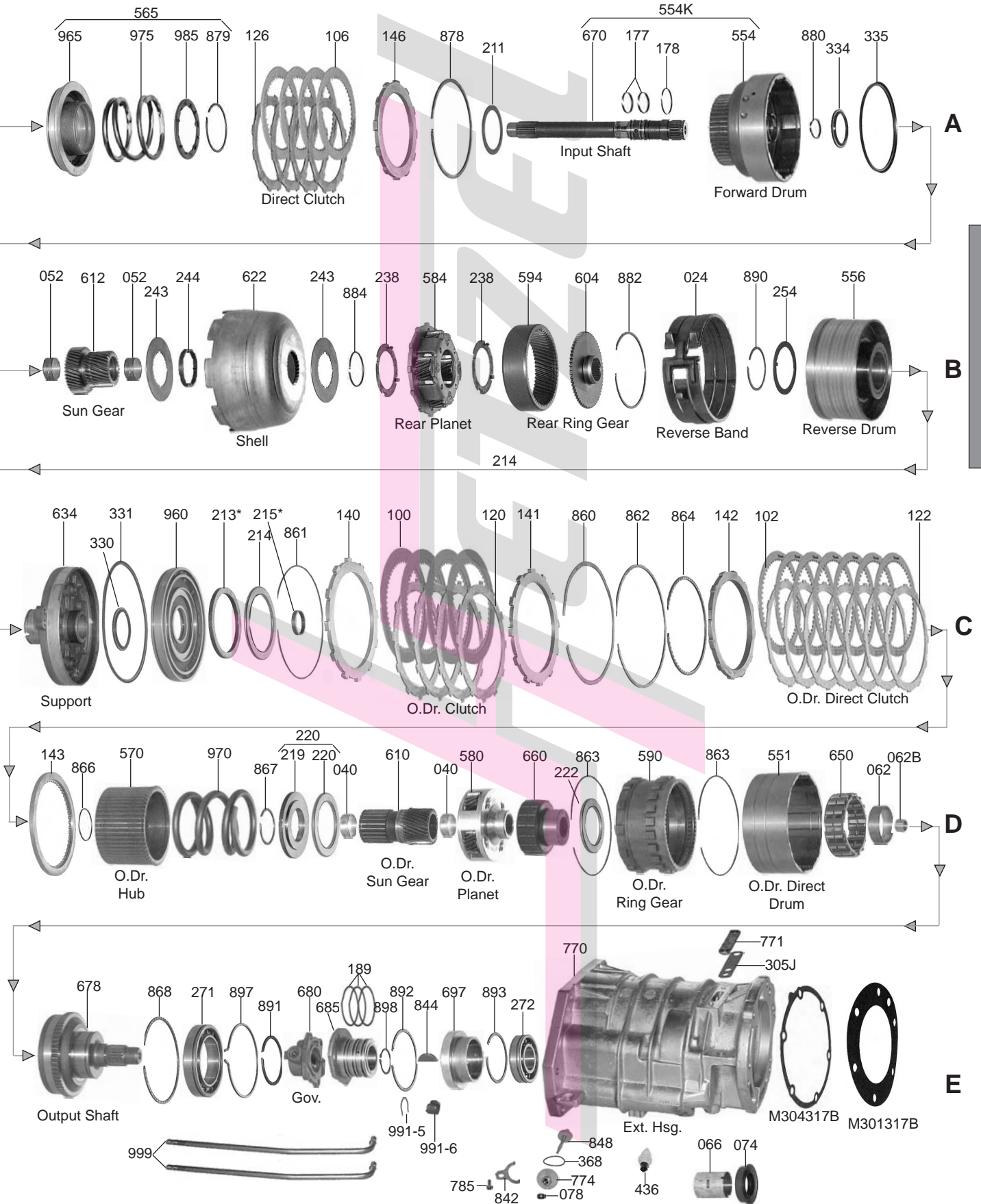


40RH / 42RH / 42RE / 44RE (A500)

RWD 4 Speed

CHRYSLER





PART #	PAPER & RUBBER KIT	QTY	REFERENCE #
12000A	Paper & Rubber Kit, A904 1960-71	1	
12000C	Paper & Rubber Kit, A904 (Except Colt, Arrow) 1972-Up	1	
12000D	Paper & Rubber Kit, A904 (Colt, Arrow)	1	
12000E	Paper & Rubber Kit, A500 1988-Up	1	

PART #	OVERHAUL KITS	QTY	REFERENCE #
12002A	Overhaul Kit, A904 1960-71	1	
12002C	Overhaul Kit, A904 (Except Colt, Arrow) 1972-Up (For 4x4 Sell 12074J)	1	
12002D	Overhaul Kit, A904 (Colt, Arrow)	1	
12002E	Overhaul Kit, A500 1988-Up	1	

PART #	MASTER L/STEEL KIT	QTY	REFERENCE #
12004A	Master L/Steels Kit, A904 1960-71	1	
12004C	Master L/Steels Kit, A904 (Except Colt, Arrow) 1972-Up (For 4x4 Sell 12074J)	1	
12004D	Master L/Steels Kit, A904 (Colt, Arrow)	1	
12004E	Master L/Steels Kit, A500 1988-Up	1	

PART #	MASTER W/STEEL KIT	QTY	REFERENCE #
12006A	Master W/Steels Kit, A904 1960-71	1	
12006C	Master W/Steels Kit, A904 (Except Colt, Arrow) 1972-Up (Except 1999-04 Jeep)(For 4x4 Sell 12074J Also)	1	
12006CA	Master W/Steels Kit, A904 1999-04 (Jeep Only)(Has V Notched Direct Steels)	1	
12006D	Master W/Steels Kit, A904 (Colt, Arrow)	1	
12006E	Master W/Steels Kit, A500 1988-Up (Except 1999-04 Jeep)	1	
12006EA	Master W/Steels Kit, A500 1999-04 (Jeep Only)(Has V Notched Direct Steels)	1	

PART #	FILTER	QTY	REFERENCE #
12010A	Filter, A904 Small Dacron (2 Hole)	1	3621456
12010B	Filter, A904 Small Brass	1	3410253
12010C	Filter, A904/A500 Large Dacron 1966-97	1	3515996
12010D	Filter, A904/A500 Large Brass	1	
12010J	Filter, A500 1998-Up (Metal & Plastic)	1	52118789

PART #	FILTER KIT	QTY	REFERENCE #
12011A	Filter Kit, A904 Small Dacron Filter	1	
12011B	Filter Kit, A904 Small Brass Filter	1	
12011C	Filter Kit, A904 Large Dacron Filter	1	
12011D	Filter Kit, A904 Large Brass Filter	1	
12011E	Filter Kit, A904/A500 Combo Small Dacron Filter	1	
12011G	Filter Kit, A904/A500 Combo Large Dacron Filter	1	
12011H	Filter Kit, A904 (Colt, Arrow) Large Dacron Filter	1	

PART #	MISC. FILTERS	QTY	REFERENCE #
12014	Filter, A904 Governor	1	3743519
12018	Screen, A904/A500 Valve Body Regulator Feed Line	1	
12484	Orifice Screen, A500 Overdrive Piston Retainer	1	4412583

PART #	BANDS	QTY	REFERENCE #
12022A	Band, A904 Kickdown Rigid (1.750" Wide) (360 Engine)	1	3681921
12022AA	Band, A904 Kickdown Flex (1.375" Wide) 1977-91	1	4419646
12022AAS	Band, A904 Kickdown Flex (1.375" Wide) (Snap) 1977-91	1	
12022AB	Band, A904 Kickdown Rigid (1.375" Wide) 1961-78	1	2204792
12022AC	Band, A904/A500 Kickdown Flex (1.375" Wide) Kevlar Lining	1	4419646
12022AD	Band, A500 Kickdown Semi-Rigid (1.375" Wide) 1989-91	1	4531221
12022B	Band, A904/A500 Kickdown Semi-Rigid (1.610" Wide) 1992-Up	1	4617849
12022BA	Band, A904/A500 Kickdown Flex (1.610" Wide) 1992-Up	1	
12022BK	Band, A904/A500 Kickdown Semi-Rigid (1.610" Wide) 1992-Up (Raybestos Pro Series)	1	
12024	Band, A904 Reverse Rigid	1	4443187
12024A	Band, A904/A500 Reverse Double Wrap	1	4443184

PART #	BUSHINGS	QTY	REFERENCE #
12030	Bushing Kit, A904 1960-65	1	
12030B	Bushing Kit, A904/A500 (W/Out Overdrive Section) 1968-E92	1	
12030BA	Bushing Kit, A904/A500 (W/Out Overdrive Section) L1992-Up	1	
12030E	Bushing Kit, A500 (Overdrive Section Only) 1988-Up	1	
12030EB	Bushing Kit, A500 Complete W/Overdrive Section 1988-E92	1	
12030EC	Bushing Kit, A500 Complete W/Overdrive Section L1992-E99	1	
12030ED	Bushing Kit, A500 Complete W/Overdrive Section L1999-Up	1	
12034	Bushing, A904/A500 Pump Body (Babbit)	1	2204953
12034A	Bushing, A904/A500 Pump Body (Bronze)	1	2466796
12037	Bushing, A904 Stator 1968-77	1	2801728
12037A	Bushing, A904/A500 Stator 1978-Up	1	4058635
12040	Bushing, A500 Overdrive Sun Gear (Rear) No Flange (1.42"OD) (Also Same As The Front Bushing W/No Flange 88-99)	2	
12040A	Bushing, A500 Overdrive Sun Gear (Front) W/Flange (1.42"OD) 1989-99	1	
12040B	Bushing, A500 Overdrive Sun Gear (Front) No Flange (1.50"OD) 1999-Up	1	
12046	Bushing, A904/A500 Direct Drum (Rear) 1968-E92	1	2801727
12046B	Bushing, A904/A500 Direct Drum (Front) L1992-Up	1	4617157
12046C	Bushing, A904/A500 Direct Drum (Rear) L1992-Up	1	4617159
12050	Bushing, A904/A500 Front Gear Hub 1976-Up	1	3681967
12052	Bushing, A904/A500 Sun Gear	2	1942436
12062	Bushing, A500 Output Shaft To Overdrive Sprag Race (2.144"ID) 1989-Up	1	4461006
12062B	Bushing, A500 Output Shaft To Intermediate Shaft (.605"ID) 1989-Up	1	4461007
12066	Bushing, A904 Extension Housing 1966-Up	1	2538525
12066A	Bushing, A904 Extension Housing, 1960-65	1	2124607
36066	Bushing, A500 Extension Housing 1988-Up (1.690"ID)(Bronze)	1	
36066T	Bushing, A500 Extension Housing 1988-Up (1.690"ID)(Teflon Coated)	1	

PART #	METAL CLAD SEALS	QTY	REFERENCE #
12070	Seal, A904/A500 Front (Without Flange) (.363" Thick)	1	4269057
12070A	Seal, A904/A500 Front (With Flange) (.363" Thick)	1	
22072	Seal, A904/A500 Manual Shaft (1/4" Thick)	1	
22072A	Seal, A904/A500 Manual Shaft (3/8" Thick)	1	
12074A	Seal, A904 Rear 1960-64 (1.692"OD) W/Bolt On Flange	1	
12074B	Seal, A904 Rear W/Boot 1966-72	1	2400163
12074D	Seal, A904/A500 Rear W/Boot 1973-Up	1	3515384
12074E	Seal, A904/A500 Rear W/Out Boot 1973-Up	1	
12074EA	Seal, A904 Rear W/Out Boot 1966-72	1	
12074J	Seal, A904/A500 Extension Housing 4x4 (2.568"OD)	1	
12074M	Seal, A904 Extension Housing (Mitsubishi, Dodge, D-50)	1	
36074	Seal, A500 Rear W/Out Boot 1988-Up	1	
36074B	Seal, A500 Rear W/Boot 1988-Up	1	
44078A	Seal, A904 Speed-O Shaft W/Spring	1	25519078

PART #	FRICITION CLUTCH	QTY	REFERENCE #
12100	Friction, A500 Overdrive Clutch (.087") (Flat) 1988-Up	2-4	4461045
12100A	Friction, A500 Overdrive Clutch (.087") (Waved) 1990-Up Hi-Energy (Retro Fits Early)	4-5	4461181
12102	Friction, A500 Overdrive Direct Clutch (.063") 1988-Up	6-8	4461042
12106	Friction, A904/A500 Direct Clutch (.086") (Waffle) 1960-Up	3-5	4329805
12106A	Friction, A904/A500 Direct Clutch (.086") (Hi-Energy) Kevlar 1960-Up	3-5	
12106HP	Friction, A904/A500 Direct Clutch (.086") (Hi-Performance) 1960-Up	3-5	
12106HPK	Friction Kit, A904/A500 Direct (.086") (Hi-Performance)(4 Per Kit)	1	
12108	Friction, A904/A500 Forward Clutch (Rear) (.061") (Smooth) 1960-Up	3-4	3780285
12108A	Friction, A904/A500 Forward Clutch (Rear) (.061") (Hi-Energy)	3-4	
12108HP	Friction, A904/A500 Forward Clutch (Rear) (.061") (Hi-Performance) 1960-Up	3-4	
12108HPK	Friction Kit, A904/A500 Forward (.061") (Hi-Performance)(4 Per Kit)	1	
12119C	Friction Module, A904 1960-Up	1	
12119CHP	Friction Module, A904 (Hi-Performance) Indy Reds (Allomatic)	1	
12119E	Friction Module, A500 1988-Up	1	

PART #	STEEL CLUTCH	QTY	REFERENCE #
12120	Steel, A500 Overdrive Clutch (.068") 1988-Up	2-3	4461047
12122	Steel, A500 Overdrive Direct Clutch (.069") 1988-Up	5-7	4461054
12122A	Steel, A500 Overdrive Direct clutch (.054") 1996-Up	5-7	

PART #	STEEL CLUTCH (Continued)	QTY	REFERENCE #
12126.....	Steel, A904/A500 Forward / Direct Clutch (.068") 1960-Up	7-8.....	1942403
12126A	Steel, A904/A500 Forward / Direct Clutch (.068") 1960-Up (Kolene).....	7-8.....	
12126D.....	Steel, A904/A500 Direct Clutch (.068") (W/2 V-Notched Teeth) 1999-Up	5.....	
12126DA.....	Steel, A904/A500 Direct Clutch (.085") (W/2 V-Notched Teeth) 1999-Up	4.....	
12126X.....	Steel, A904/A500 Forward / Direct Clutch (.088") (Oversized) 1960-Up.....	AR.....	
12139.....	Steel Module, A904	1.....	
12139E.....	Steel Module, A500	1.....	

PART #	CLUTCH PRESSURE PLATES	QTY	REFERENCE #
12140.....	Pressure Plate, A500 Overdrive Clutch (.373")(Front) 1988-92 (For 1993-Up Use 12141).....	1.....	4461048
12141.....	Pressure Plate, A500 Overdrive Clutch (.216")(Rear) 1988-99 (Also Fits Overdrive Clutch (Front) (#140) 1993-99).....	1.....	4461033
12142.....	Pressure Plate, A500 Overdrive Direct Clutch (Front) (.212").....	1.....	4461031
12142A.....	Pressure Plate, A500 Overdrive Direct Clutch (Front) (.085").....	1.....	
12143.....	Pressure Plate, A500 Overdrive Direct Clutch (Rear) (.215").....	1.....	4461030
12146.....	Pressure Plate, A904/A500 Forward / Direct Clutch (Flat).....	1.....	4617176
12146D.....	Pressure Plate, A904/A500 Direct (.216") (W/2 Missing Teeth) 1999-Up	1.....	
12149.....	Pressure Plate, A604/A500 Forward Clutch (Beveled)	1.....	2466281

PART #	VALVE BODY KITS	QTY	REFERENCE #
S22165.....	Valve Body Kit, A904 (Superior).....	1.....	KTF-TC
T22165.....	Valve Body Kit, A904 (No Yo-Yo) (Transgo)	1.....	SK@ TFSC
S22167.....	Valve Body Kit, A500 (Gas/Diesel) Superior 1989-98 (Can Use S22167A).....	1.....	
T22167.....	Valve Body Kit, A500 Jr. (Gas Only) (Transgo) 1989-Up (For 48RE 2003-Up Use T22165G)	1.....	SK@ TFOD
S22167A.....	Valve Body Kit, A500 (Gas/Diesel) (Superior) 1999-03.....	1.....	K500-618-L
T22169.....	Reprogramming Kit, A904 (Heavy Duty & Hi-Performance) (Transgo).....	1.....	TF-1
T22169B.....	Reprogramming Kit, A500 (Heavy Duty & Hi-Performance) (Transgo) (Will Not Work On 2003-Up 48RE, Sell T22165G)	1.....	TFOD-HD2
A22171.....	Valve Body Kit, A904 (Fairbanks) 1962-Up.....	1.....	10430
T22171.....	Reprogramming Kit, A904 (Full Race) (Transgo)	1.....	TF-2
A22171B.....	Valve Body Kit, A500 (Transaction Kit) (Fairbanks) 1989-98	1.....	10518
T22173.....	Reprogramming Kit, A904 (Manual Shift) (Transgo)	1.....	TF-3
T22173B.....	Reprogramming Kit, A500 (Manual Shift) (Transgo)	1.....	TFOD-3

PART #	OIL SEALING RINGS	QTY	REFERENCE #
12175.....	Ring Kit, A904 Complete 1960-77	1.....	
12175B.....	Ring Kit, A904 Short 1960-Up	1.....	
12175C.....	Ring Kit, A904 Complete 1967-95.....	1.....	
12175CT.....	Ring Kit, A904 Complete (Teflon) 1967-Up	1.....	
17175D.....	Ring Kit, A904 Colt.....	1.....	
12175E.....	Ring Kit, A500 1988-Up.....	1.....	
12175ET.....	Ring Kit, A500 (Teflon) 1988-Up.....	1.....	
12177.....	Ring, A904 Input Shaft (Butt Joint) (1.062"OD) (Metal) 1960-67	2.....	1941831
12177A.....	Ring, A904/A500 Input Shaft (Lock Joint) (1.062"OD) (Metal) 1968-Up	1-2.....	1401221
12177AT.....	Ring, A904/A500 Input Shaft (1.062"OD) (Teflon) 1968-Up.....	1-2.....	4269592
12178A.....	Ring, A904 Rear Clutch Drum (Forward) (1.500"OD) (Metal) 1968-77.....	1.....	1323593
12178B.....	Ring, A904/A500 Rear Clutch Drum (Forward) (1.560"OD) (Metal) 1978-Up.....	1.....	4028333
12178BT.....	Ring, A904/A500 Rear Clutch Drum (Forward)(1.560"OD)(Teflon) 1978-Up	1.....	
12179.....	Ring, A500 Stator Support (2.062"OD) (Metal) 1988-Up	2.....	1942389
12179A.....	Ring, A500 Stator Support (2.062"OD) (Metal, Seal Plated) 1988-Up.....	2.....	4471874
12189.....	Ring, A904 Governor (2.250"OD) (Butt Joint) (Metal) 1962-Up	2-3.....	1942109
12189A.....	Ring, A904 Governor (2.250"OD) (Lock Joint) (Metal) 1962-Up	2-3.....	2892358
12189B.....	Ring, A500 Governor (Metal) 1989-Up.....	2-3.....	
12191.....	Ring, A904 Accumulator Piston (Small) (1.062"OD) 1960-86 (Use 12177A)	1.....	1401221
12191A.....	Ring, A904/A500 Accumulator Piston (Small) (Metal) 1987-Up	1.....	3743010
12191C.....	Ring, A500 3-4 Accumulator Piston (Small, In Valve Body) 1989-Up	1.....	
12192.....	Ring, A904/A500 Accumulator Piston (Large) (2.00"OD) (Metal).....	1.....	1315158
12192T.....	Ring, A904/A500 Accumulator Piston (Large) (2.00"OD) (Teflon).....	1.....	
12192C.....	Ring, A500 3-4 Accumulator Piston (Large, In Valve Body) 1989-Up	1.....	3743013
12194.....	Ring, A904 Kickdown Servo Piston (1.00"OD) (Metal) 1971-Up.....	1.....	3410374
12194A.....	Ring, A904 Kickdown Servo Piston (1.25"OD) (Metal) 1960-Up.....	1.....	1672287
12195.....	Ring, A904 Kickdown Servo Piston & Cover (Large 2.375"OD) (Metal) 1971-Up.....	2.....	3410372
12195A.....	Ring, A904 Kickdown Servo Piston & Cover (Large 2.125"OD) (Metal) 1971-Up.....	2.....	1636470
12195B.....	Ring, A500 Kickdown Servo Piston & Cover (Large 2.560"OD) (Metal) 1989-Up.....	2.....	4295966

PART #	WASHERS & BEARINGS	QTY	REFERENCE #
12200	Washer Kit, A904 1968-74	1	
12200A	Washer Kit, A904 (W/Out Selectives) (9 Washers) 1974-Up	1	
12200AA	Washer Kit, A904 (W/Selectives) (12 Washers) 1979-89	1	
12200AB	Washer Kit, A904 1960-67	1	
12200B	Washer Kit, A500 (W/Out Selectives) 1988-Up (Does Not Have 12238C)	1	
12201A	Bearing Kit, A500 1989-Up (Torrington)	1	
12211	Washer, A904/A500 Direct Drum (Front & Rear) (Fiber) (.062") 1971-Up	2	3410572
12211A	Washer, A904/A500 Direct Drum (Front & Rear) (Fiber) (.042") 1960-70	2	
12213	Race, A500 Overdrive Piston To Hub (.108")	1	4431730
12213A	Race, A500 Overdrive Piston To Hub (.123")	1	4431585
12213B	Race, A500 Overdrive Piston To Hub (.138")	1	4431731
12213C	Race, A500 Overdrive Piston To Hub (.155")	1	4431586
12213D	Race, A500 Overdrive Piston To Hub (.168")	1	4431732
12213E	Race, A500 Overdrive Piston To Hub (.183")	1	4431587
12213G	Race, A500 Overdrive Piston To Hub (.198")	1	4431733
12213H	Race, A500 Overdrive Piston To Hub (.213")	1	4431588
12213HA	Race, A500 Overdrive Piston To Hub (.228")	1	4431734
12213J	Race, A500 Overdrive Piston To Hub (.243")	1	4431590
S12213K	Race Kit, A500 Overdrive Piston To Hub (Sonnax) (Contains: 1 Race, & 3 Shims)	1	12783-01K
12214	Bearing, A500 Overdrive Piston To Hub	1	4446742
12215	Spacer, A500 Intermediate Shaft To Overdrive Planet (.158")	1	4431916
12215A	Spacer, A500 Intermediate Shaft To Overdrive Planet (.175")	1	4431917
12215B	Spacer, A500 Intermediate Shaft To Overdrive Planet (.193")	1	4431918
12215C	Spacer, A500 Intermediate Shaft To Overdrive Planet (.211")	1	4431919
12219	Race, A500 Overdrive Planet To Hub	1	4461120
12220	Bearing & Race, A500 Overdrive Planet To Hub (Updated)	1	4740774
12221	Bearing, A500 Overdrive Planet To Hub (3.210"OD) (Use 12222 or 12220)	1	4461014
12221A	Bearing, A500 Overdrive Planet To Hub (3.853"OD) (Can Use 12220)	1	
12222	Bearing, A500 Overdrive Inner Sprag Race To Output Shaft (3.210"OD)	1	4461014
12232	Race, A904/A500 Output Shaft Cup 1979-Up	1	4058982
12232A	Washer, A904 Output Shaft Plate Cup Race	1	4505188
12232D	Washer, A904/A500 Output Shaft (3 Outer Tabs) (.052") 1990-Up	1	4505185
12232DA	Washer, A904/A500 Output Shaft (3 Outer Tabs) (.068") 1990-Up	1	4505186
12232DB	Washer, A904/A500 Output Shaft (3 Outer Tabs) (.083") 1990-Up	1	4505187
12232DS	Shim Kit, A500 (Goes Under # 232 Washer)(3 Each .015" & .025" Shims)(Superior)	1	
12233A	Washer, A904 Output Shaft (.052") (Fiber) 1960-75	1	2538669
12233AA	Washer, A904 Output Shaft (.068") (Fiber) 1960-75	1	2466169
12233AB	Washer, A904 Output Shaft (.083") (Fiber) 1960-76	1	2538671
12233B	Washer, A904 Output Shaft (.052") 1976-78	1	3878777
12233BA	Washer, A904 Output Shaft (.068") 1976-78	1	3878778
12233BB	Washer, A904 Output Shaft (.083") 1976-78	1	3878779
12233C	Washer, A904/A500 Output Shaft (.052") (2 Inner Tabs) 1979-Up	1	4269196
12233CA	Washer, A904/A500 Output Shaft (.068") (2 Inner Tabs) 1979-Up	1	4269197
12233CB	Washer, A904/A500 Output Shaft (.083") (2 Inner Tabs) 1979-Up	1	4269198
12233D	Race, A904/A500 Output Shaft 1990-Up (Used With 12232D/DA/DB)	1	4505188
12234	Washer, A904 Forward Drum To Hub (1 5/8"ID) 1960-72	1	2538696
12234A	Washer, A904/A500 Forward Drum To Hub (1 Tab) 1973-Up	1	3681969
12236A	Race, A904/A500 Forward Drum Washer To Hub (2 Tab)	1	4617775
12238A	Washer, A904/A500 3 Gear Front & Rear Planet (Both Sides) (3 Outer Tangs)	4	3743027
12238B	Washer, A904 4 Gear Front & Rear Planet (4 Outer Tangs) (Tang OD is 2 3/4")	4	3681935
12238C	Washer, A904/A500 4 Gear Large Front Planet (Both Sides) (4 Inner Tangs)	2	4130518
12238D	Washer, A904 4 Gear Front & Rear Planet (Aluminum Planet) 1 Side (4 Outer Tangs) (Tang OD Is 3 1/8")	2	2538515
S12239AK	Shim Kit, A904/A500 (Goes Under # 238) (10 Per Kit) Sonnax	1	12780-Z
12243	Race, A904/A500 Driving Shell (2.690"OD)(28 Teeth)	1	3681959
12243A	Race, A904/A500 Driving Shell (3.440"OD)(38 Teeth)	1	4471566
12244	Spacer, A904/A500 Sun gear Bowl (For Large Planet)	1	4130736
12254	Washer, A904/A500 Rear Drum To Snap Ring (1 Tab)	1	4431435
12271	Ball Bearing, A500 Output Shaft (Front) (2.750"ID) (W/Snap Ring Groove)	1	4461008
12272	Ball Bearing, A904 Output Shaft (Rear) (1.150"ID) (W/Snap Ring Groove)	1	3410465
12272A	Ball Bearing, A904 Output Shaft (Rear) (1.230"ID) (W/Snap Ring Groove)	1	
22272E	Ball Bearing, A500 Output Shaft (Rear) (1.375"ID) No Snap Ring Groove	1	

CHRYSLER

PART #	GASKETS & RUBBER COMPONENTS	QTY	REFERENCE #
12300	Gasket, A904/A500 Pan.....	1	4295875
12300D	Gasket, A904 Pan (Small Pan / Colt/Arrow).....	1	3681438
12305A	Gasket, A904 Extension Housing 1966-Up.....	1	2466954
12305AE	Gasket, A500 Extension Housing 1989 (Also Fits Under Overdrive Piston Retainer).....	1	4471564
12305AF	Gasket, A500 Extension Housing 1990-Up.....	1	4531192
12305C	Gasket, A500 Overdrive Piston Retainer To Case 1990-Up (Can Use This Gasket & 12305AF Gasket For 1989 Models).....	1	
12305J	Gasket, A904/A500 Output Shaft Bearing Cover.....	1	2666049
12310C	Gasket, A904/A500 Front Pump (14 Hole) (Retro Fits Early).....	1	52118266
12311	O-Ring, A904/A500 Front Pump.....	1	2204709
12325A	Gasket, A500 Lock-Up & Overdrive Solenoid 1988-97.....	1	
12325B	Gasket, A500 Lock-up & Overdrive Solenoid 1998-Up.....	1	
12325C	Gasket, A500 Governor Pressure Solenoid 1988-Up.....	1	
12326	Gasket, A904/A500 Filter.....	1	
12330	Lip Seal, A500 Overdrive Clutch Piston (Inner).....	1	
12331	Lip Seal, A500 Overdrive Clutch Piston (Outer).....	1	
12334	Lip Seal, A904/A500 Forward Clutch Piston (Inner) 1968-Up.....	1	2538510
12334A	Lip Seal, A904 Forward Clutch Piston (Inner) 1960-67.....	1	2125187
12335	Lip Seal, A904/A500 Forward Clutch piston (Outer) 1968-Up.....	1	2538695
12336	Lip Seal, A904/A500 Direct Clutch Piston (Inner) 1972-Up.....	1	3515176
12336A	Lip Seal, A904 Direct Clutch Piston (Inner) 1960-71.....	1	1942396
12336B	Lip Seal, A904/A500 Direct Clutch Piston (Inner) (VAMAC) 1972-Up.....	1	
12337	Lip Seal, A904/A500 Direct Piston (Outer) 1972-98.....	1	4085487
12337A	Lip Seal, A904 Forward / Direct Clutch Piston (Outer) 1960-71.....	2	1942397
12337B	Lip Seal, A904/A500 Direct Clutch Piston (Outer) 1999-Up (This Seal Sets In The Drum and Rides On the OD Of The Piston).....	1	
12347	O-Ring, A500 Electric Connector (15/16" Connector).....	2	
12347A	O-Ring, A500 Electric Connector (1 1/16" Connector).....	2	
12349	Seal, A904/A500 Throttle Lever Shaft.....	1	2466548
12354AK	D-Ring, A500 Accumulator (3 D-Rings).....	1	
12363A	Lip Seal, A904 Reverse Servo Piston Seal 1989-Up.....	1	2464462
12363AA	Lip Seal, A500 Reverse Servo 1989-Up.....	1	
12363D	Lip Seal, A904 Reverse Servo Piston Seal (Colt, Arrow).....	1	4269736
12368	O-Ring, A904/A500 Speed-O Housing (Red) 1966-Up.....	1	6031370
12368A	O-Ring, A904 Speed-O Adapter 1960-65.....	1	1363951
12369	Lip Seal, A904 Speed-O Shaft To Housing 1966-76.....	1	
12369A	Lip Seal, A904 Speed-O Gear Cable (Plastic Housing) 1977-89.....	1	
12371	Boot, A904/A500 Filler Tube 1997-Up.....	1	52118629
44371A	O-Ring, A904/A500 Filler Tube.....	1	6264902
12377	O-Ring, A904 Neutral Switch 1960-65.....	1	1316849
12377A	Gasket/Washer, A904 Neutral Safety Switch.....	1	2408143
12390	External Seal Kit, A904 1966-Up.....	1	

PART #	TECHNICAL MANUALS	QTY	REFERENCE #
12400	Technical Manual, A904.....	1	83-727904TM
12400E	Technical Manual, A500.....	1	83-500TM
12400EA	Technical Manual, A500SE (42RE) (Cherokee, Wagoneer).....	1	TM42RE
12407A	Technical Video, A500 (Includes Manual).....	1	83-SGTV-20

PART #	ELECTRICAL COMPONENTS	QTY	REFERENCE #
12410	Neutral Switch, A904 (3 Prong, Long) 1969-Up.....	1	2932820
12410A	Neutral Switch, A904/A500 (3 Prong, Short) (Push On Connector) 1969-Up.....	1	4057750
12410B	Neutral Switch, A904/A500 (3 Prong, Extended) 1996-Short (Clip On Connector).....	1	
12410C	Neutral Switch, A500 (Push-In) (5 Prong) 2001-Up (Cast # 56045489AC) Square Body (2 Bolt).....	1	
12415A	Sensor, A500 Governor Pressure (3 Pin) 1989-95 (Transducer).....	1	56027562
12415B	Sensor, A500 Governor Pressure (4 Pin Round Connector)(Transducer)(With TFT) 1996-99.....	1	56041403AA
12415C	Sensor, A500 Governor Pressure (4 Blade Rectangular Connector) (Black Plastic) (Transducer) (With TFT) 2000-Up.....	1	56028196AD
12420	Solenoid, A500 Overdrive & Lock-Up (3 Pin Case Connector)(With TFT) 1988-95.....	1	4431954
12420B	Solenoid, A500 Overdrive & Lock-Up (8 Pin Case Connector) (W/4 Pin Oval Governor Sensor Connector) 1996-99.....	1	52118652
12420BK	Solenoid Kit, A500 Overdrive & Lock-Up (8 Pin Case Connector) (W/4 Pin Governor Sensor) 1993-99 (Will Retro Fit 3 Pin Governor Sensor).....	1	
12420C	Solenoid, A500 Overdrive & Lock-Up (8 Pin Case Connector) (With 4 Blade Rectangle Governor Sensor Connector) 2000-Up.....	1	52118500

12425.....	Solenoid, A904 Lock-Up (1 Wire) L1987-Up.....	1	4348719
12425AA.....	Solenoid, A904 Lock-Up (2 Wire) 1996-Up.....	1	
12432A.....	Solenoid, A500 Governor Pressure 1994-Up (Most).....	1	4617210
12432AK.....	Repair Kit, A500 Governor Pressure Solenoid 1994-Up (Transgo) (Fixes 8 Solenoids).....	1	
12432BK.....	Conversion Kit, A500 Governor Solenoid (Converts The Governor Solenoid To The GM # 34435B Solenoid)(Contains: Solenoid With Adapter Harness, Manifold Block, 4 Bolts & Gasket) 1994-Up.....	1	
92436.....	Sensor, A500SE (42RE) Output Speed Sensor (.928"OD Threads).....	1	4800879
12444A.....	Connector, A904 Case (Pass Thru) (1 Wire) L1987-Up.....	1	
12444B.....	Connector, A904 Case (Pass Thru) (2 Wire) 1996-Up.....	1	
12445BK.....	Repair Kit, A500 External Wire Harness (8 Pin Connector W/8 Crimp Style Connectors) 1993-Up (Rostra).....	1	
12445A.....	Wire Harness, A500 External Lock-Up Eliminator.....	1	83506534
12447.....	Recalibrator, Chrysler Electronic Speedometers.....	1	RECAL-CH
12447A.....	Inverter, A500 Overdrive.....	1	

PART #	MISC. COMPONENTS	QTY	REFERENCE #
12483P.....	Park Reaction Plug, A904.....	1	
12484.....	Orifice Screen, A500 For Overdrive Piston Retainer.....	1	4412583
S22487.....	E-Clip, Chrysler Shift Linkage (10 Per Pack) Sonnax.....	1	
22487A.....	Grommet, A904 Cross Shaft Linkage (AMC/Jeep).....	1	
22487B.....	Grommet, A904 Cross Shaft Linkage.....	1	3467800
22487C.....	Grommet, A904 Manual Lever.....	1	3575333
12487D.....	Hitch Pins, Chrysler.....	1	

PART #	HARD PARTS	QTY	REFERENCE #
12500.....	Pump, A904 1960-67.....	1	
12500A.....	Pump, A904 Non Lock-Up 1968-74.....	1	
12500AA.....	Pump, A904 Non Lock-Up (1 Ring On Input Shaft) 1975-89.....	1	
12500AB.....	Pump, A904 Non Lock-Up (2 Rings On Input Shaft) 1978-Up.....	1	
12500B.....	Pump, A904 Non Lock-Up (Colt Type) (1 Ring On Input Shaft) 1974-77.....	1	
12500BA.....	Pump, A904/A500 Non Lock-Up (3 1/2" Shaft) (2 Ring On Input Shaft) 1978-Up.....	1	4778553
12500C.....	Pump, A904/A500 Lock-Up (W/2 Lug Inner Gear) (1 Direct Drum Bushing) 1978-Up.....	1	
12500CA.....	Pump, A904/A500 Lock-Up (W/2 Flats Inner Gear) (1 Direct Drum Bushing) 1990-94.....	1	
12500CC.....	Pump, A904/A500 Lock-Up (W/2 Flats Inner Gear) (2 Direct Drum Bushings) 1990-94.....	1	
12500CE.....	Pump, A904/A500 Lock-Up (3 1/2" Colt Type) 1978-Up.....	1	
12500CG.....	Pump, A904/A500 Lock-Up (W/2 Flats Inner Gear) (2 Direct Drum Bushings) 1995-Up.....	1	4778552
12510.....	Pump Body W/Gears, A904 Non Lock-Up 1960-77.....	1	
12510A.....	Pump Body W/Gears, A904/A500 Non Lock-Up & Lock-Up 1978-Up (W/2 Lugs On Inner Pump Gear).....	1	4130192
12510CA.....	Pump Body W/Gears, A904/A500 Lock-Up 1990-94 (W/2 Flats On Inner Pump Gear).....	1	
12510CG.....	Pump Body W/Gears, A904/A500 Lock-Up (14 Hole Pump Gasket) 1995-Up (W/2 Flats On Inner Pump Gear).....	1	52118267
12520.....	Stator, A904 1960-67.....	1	
12520A.....	Stator, A904 Non Lock-Up (1 Ring On Input Shaft) 1968-77.....	1	2538409
12520AA.....	Stator, A904 Non Lock-Up W/Bevel (1 Ring On Input Shaft) 1975-77.....	1	
12520AB.....	Stator, A904 Non Lock-Up (2 Rings On Input Shaft) 1978-Up.....	1	4058941
12520B.....	Stator, A904 Non Lock-Up (Colt Type) (1 Ring On Input Shaft) 1974-77 (Stator Shaft Is 3 1/2" From Splined End To Flat Surface).....	1	
12520BA.....	Stator, A904/A500 Non Lock-Up (904 Colt Type) (2 Ring On Input Shaft) 1978-Up (A500 D-50 1988-Up) (Stator Shaft Is 3 1/2" From Splined End To Flat Surface).....	1	
12520C.....	Stator, A904/A500 Lock-Up (Fits Direct Drum W/1 Bushing) 1978-94.....	1	4058413
12520CC.....	Stator, A904/A500 Lock-Up (Fits Direct Drum W/2 Bushings) (13 Hole Gasket) 1990-94.....	1	
12520CE.....	Stator, A904/A500 Lock-Up (904 Colt Type 1978-Up) (A500 D-50 1988-Up) (Stator Shaft Is 3 1/2" From Splined End To Flat Surface).....	1	
12520CG.....	Stator, A904/500 Lock-Up (Fits Direct Drum W/2 Bushings) (14 Hole Gasket) 1995-Up.....	1	52118297

PART #	PUMP COMPONENTS	QTY	REFERENCE #
A12530.....	Pump Gears, A904 Lock-Up (.7460"-.7470") 1960-77.....	1	3621478
A12530A.....	Pump Gears, A904/A500 (.7476"-.7486") (W/2 Lugs On Inner Gear) 1978-Up.....	1	3780238
A12530B.....	Pump Gears, A904/A500 (.7487"-.7497") (W/2 Lugs On Inner Gear) 1978-Up.....	1	
12530C.....	Pump Gears, A904/A500 (W/2 Flats On Inner Gears) 1990-Up.....	1	

PART #	HARD PARTS (Continued)	QTY	REFERENCE #
12551A.....	Drum, A500 Overdrive (6 Clutch).....	1	4461040

PART #	HARD PARTS (Continued)	QTY	REFERENCE #
12554	Drum, A904 Forward (W/Out Input Shaft) (3 Clutch) 1968-77 (1 1/8" Tall Direct Clutch Hub) (With 1 Ring On Drum)	1	
12554K	Drum, A904 Forward (W/1 Ring, 27 Spline Input Shaft) (3 Clutch) 1968-77 (1 1/8" Tall Direct Clutch Hub) With 1 Ring On Drum	1	
12554AK	Drum, A904 Forward (W/1 Ring, 27 Spline Input Shaft) (4 Clutch) 1968-74 (1 1/8" Tall Direct Clutch Hub) (With 1 Ring On Drum)	1	
12554AAK	Drum, A904 Forward (W/1 Ring, 27 Spline Input Shaft) (3 Clutch) 1968-77 (1 1/4" Tall Direct Clutch Hub) (With 1 Ring On Drum)	1	
12554BK	Drum, A904 Forward (W/2 Ring, 27 Spline Input Shaft) (4 Clutch) 1975-77	1	
12554C	Drum, A904 Forward (W/Out Input Shaft) (4 Clutch) (W/1 Ring On Drum)		
12554CK	Drum, A904/A500 Forward (W/2 Ring, 27 Spline Input Shaft) (4 Clutch) 1978-89 (Non Lock-Up) W/1 Ring On Drum	1	
12554CA	Drum, A904/A500 Forward (W/Out Input Shaft) (4 Clutch) 1990-Up (W/1 Ring On Drum) Takes A 3 Tab Washer # 232	1	
12554CAK	Drum, A904/A500 Forward (W/2 Ring, 27 Spline Input Shaft) (4 Clutch) 1990-Up (Non Lock-Up) W/1 Ring On Drum (Takes A 3 Tab Washer # 232)	1	
12554DK	Drum, A904/A500 Forward (W/2 Ring, 26 Spline Input Shaft) (4 Clutch) 1978-89 (Lock-Up) W/1 Ring On Drum Can Use A 12554EK With 12232D, DA Or DB Washer	1	
12554EK	Drum, A904/A500 Forward (W/2 Ring, 26 Spline Input Shaft) (4 Clutch) 1990-Up (Lock-Up) W/1 Ring On Drum (Takes A 3 Tab Washer #232) Can Use A 12554DK With 12233C, CA Or CB Washer	1	
12554FK	Drum, A904 (Colt, Arrow) Forward (W/1 Ring, 27 Spline Input Shaft) (3 Clutch) 1974-77 (Non Lock-Up) W/1 Ring On Drum	1	
12554GK	Drum, A904 (Colt, Arrow) Forward (W/2 Ring, 27 Spline Input Shaft) (3 Clutch) 1978-Up (Non Lock-Up) W/1 Ring On Drum	1	
12554HK	Drum, A904 (Colt, Arrow) Forward (W/2 Ring, 23 Spline Input Shaft) (4 Clutch) (Non Lock-Up) 1978-Up W/1 Ring On Drum	1	
12554HAK	Drum, A904 (Colt, Arrow) Forward (W/2 Ring, 23 Spline Input Shaft) (3 Clutch) (Lock-Up) 1978-Up W/1 Ring On Drum	1	
12554JK	Drum, A904/A500 Forward (W/2 Ring, 22 Spline Input Shaft) (3 Clutch) (Lock-Up) 1990-Up W/1 Ring On Drum	1	
12555	Drum, A904/A500 Direct (4 Clutch) 1 Bushing (6"OD At Lugs) 1971-89	1	3621476
12555A	Drum, A904/A500 Direct (5 Clutch) 1 Bushing (6"OD At Lugs) 1971-89	1	3743382
12555AA	Drum, A904/A500 Direct (5 Clutch) 1 Bushing (6 1/4"OD At Lugs) 1990-Up	1	
12555AB	Drum, A904/A500 Direct (4 Clutch) 1 Bushing (6 1/4"OD At Lugs) 1990-Up	1	
12555B	Drum, A904/A500 Direct (5 Clutch) 2 Bushing (Outer O-Ring #337 Goes On The Piston) 1992-Up (Can Use 12555CAK)	1	
12555C	Drum, A904/A500 Direct (4 Clutch) 2 Bushing (Outer O-Ring #337 Goes On The Piston) 1992-Up	1	3515707
12555CAK	Drum Kit, A904/A500 Direct (4 Clutch Made Into A 6 Clutch) (2 Bushing) Outer O-Ring #337 Goes On The Piston 1992-Up (Kit Contains:Drum, Piston, 1 Friction & 1 Steel)	1	
12555D	Drum, A904/A500 Direct (4 Clutch) 2 Bushing (Outer O-Ring #337 Goes Inside Of The Drum) 1999-Up (Steels Have V-Notched Teeth)	1	
12555DA	Drum, A904/A500 Direct (5 Clutch) 2 Bushing (Outer O-Ring #337 Goes Inside Of The Drum) 1999-Up (Steels Have V-Notched Teeth)	1	
12556	Drum, A904/A500 Reverse (Takes A Slide On Inner Race) 1974-87	1	4130867
12556A	Drum, A904/A500 Reverse (W/Pressed On Inner Race) 1988-95	1	4637956
12556B	Drum, A904/A500 Reverse (W/Pressed On Inner Race) 1990-Up (Drum Is Undercut In Front For Washer #254)	1	
12564	Piston Kit, A904/A500 For All Forward Drums	1	
12565	Piston Kit, A904/A500 For 4 Clutch Direct Drum 1971-91	1	
12565A	Piston Kit, A904/A500 For 5 Clutch Direct Drum 1976-91	1	
12565B	Piston Kit, A904/A500 For 4 & 5 Clutch Direct Drum 1992-Up (Fits Drum W/2 Bushings)	1	
12565D	Piston Kit, A904/A500 Direct (Piston Uses No O-Rings) 1998-Up	1	
12570	Clutch Hub, A500 Overdrive Clutch (3" Tall)	1	4461072
12570A	Clutch Hub, A500 overdrive Clutch (2 3/4" Tall)	1	

12580A	Planet, A500 Overdrive (4 Gear) Uses A Sun Gear With No I.D. Groove (Can Use 12580C)	1	4461017
12580AK	Planet Kit, A500 Overdrive (4 Gear) (W/22 Degree Teeth) 1989-94 (Sun Gear Has No I.D. Groove) Contains: From # 864 To # 650	1	
12580AA	Planet, A500 Overdrive (4 Gear) Straight Teeth	1	
12580AB	Planet, A500 Overdrive (4 Gear) (W/15 Degree Teeth) 1995-Up (Uses A Sun Gear W/1 I.D. Groove) Can Use 12580BB	1	4798520
12580ABK	Planet Kit, A500 Overdrive (4 Gear) (W/15 Degree Teeth) 1995-Up (Sun Gear Has 1 I.D. Groove) Contains: From # 864 To # 650	1	4874392
12580B	Planet, A500 Overdrive (5 Gear) (W/22 Degree Teeth) 1989-94 (Uses A Sun Gear With No I.D. Groove) Can Use 12580C	1	
12580BB	Planet, A500 Overdrive (5 Gear) (W/15 Degree Teeth) 1995-Up (Uses A Sun Gear W/1 I.D. Groove)	1	
12580BBK	Planet Kit, A500 Overdrive (5 Gear) (W/15 Degree Teeth) 1995-Up (Sun Gear W/1 I.D. Groove) Contains: From # 864 To # 650	1	4874396
12580C	Planet, A500 Overdrive (6 Gear) (W/22 Degree Teeth) 1989-94 (Uses A Sun Gear With No I.D. Groove)	1	
12580CK	Planet Kit, A500 Overdrive (6 Gear) (W/22 Degree Teeth) 1989-94 (Contains: Planet, Sun Gear, Ring Gear & #12220)	1	
12580CA	Planet, A500 Overdrive (6 Gear) (W/15 Degree Teeth) 1995-Up	1	
12580CAK	Planet Kit, A500 Overdrive (6 Gear) (W/15 Degree Teeth) 1995-Up (Contains: Planet, Sun Gear, Ring Gear & # 12220)	1	
12582	Planet, A904 Front (4 Gear) Aluminum 1968-Up	1	
12582A	Planet, A904/A500 Front (4 Gear) Steel (Small) 1975-Up (Uses A 4 3/8"OD Ring Gear)	1	
12582B	Planet, A904/A500 Front (4 Gear) Steel (Large) Uses A 5"OD Ring Gear	1	4130518
12582C	Planet, A904/A500 Front (3 Gear) Steel 1980-Up	1	
12582CA	Planet, A904 Front (3 Gear) Aluminum 1960-Up	1	
12584	Planet, A904/A500 Rear (3 Gear) Steel 1960-Up	1	
12584A	Planet, A904/A500 Rear (4 Gear) Aluminum 1968-Up	1	
12584B	Planet, A904/A500 Rear (4 Gear) Steel 1974-Up	1	4431438
12584CA	Planet, A904 Rear (3 Gear) Aluminum 1960-Up	1	
12590A	Ring Gear, A500 Overdrive Planet (Angled Teeth) 1989-94 (Has No I.D. Groove Between Park Lugs & Drum Lugs)	1	4461012
12590AA	Ring Gear, A500 Overdrive Planet (Straight Teeth)	1	
12590AB	Ring Gear, A500 Overdrive (W/15 Degree Angled Teeth) Has 1 I.D. Groove Between Park Lugs & Drum Lugs	1	4761010
12592	Ring Gear W/Hub, A904/A500 Front (4 3/8"OD) 1968-Up (For Small Planet)	1	
12592A	Ring Gear W/Hub, A904/A500 Front (5"OD) For Large Planet (Uses A 1 Tab Washer #234) With No 2 Tab Race Under Washer	1	
12592B	Ring Gear W/Hub, A904/A500 Front (5"OD) For Large Planet (Uses a 2 Tab Race #236 Under Washer #234)	1	
12594	Ring Gear W/Hub, A904/A500 Rear 1960-Up	1	
12610A	Sun Gear, A500 Overdrive (22 Degree Angled Teeth) 1989-94	1	4461022
12610AA	Sun Gear, A500 Overdrive (Straight Teeth)	1	
12610AB	Sun Gear, A500 Overdrive (15 Degree Angled Teeth) 1995-Up	1	4778742
12612	Sun Gear, A904/A500 Forward & Rear Planet (28 Teeth / 28 Teeth)	1	
12612B	Sun Gear, A904/A500 Forward & Rear Planet (38 Teeth / 28 Teeth)	1	4130685
12622	Shell, A904/A500 (For Small Planet) 6 1/8"OD At Lugs 1960-Up	1	
12622A	Shell, A904/A500 (For Large Planet) 6 1/8"OD At Lugs 1978-92	1	
12622B	Shell, A904/A500 (For Large Planet) 6 3/8"OD At Lugs 1992-Up	1	4531288
12634	Support, A904 Output Shaft (4 Bolt) 1966-89	1	2466881
12634A	Support, A904 Output Shaft (6 Bolt) 1988-Up	1	4431433
12634B	Support, A500 Piston Retainer (W/Governor Feed Tubes) 1988-95 (Comes W/2 Plugs) For 12634C Also	1	4446722
22634-6BK	Plug/O-Ring Kit, A500 (Fits 12634B) (Contains: 2 Plugs & O-Ring)	1	
S12634B-OS	Support, A500 Piston Retainer (Oversize) 1988-Up (Sonnax) Reverse Drum Must Be Bored (Use With Or Without Governor Feed Tubes)	1	
12634C	Support, A500 Piston Retainer (Has No Feed Tube) 1994-Up	1	4617246

PART #	SPRAGS & ONE WAY CLUTCHES	QTY	REFERENCE #
12650	Sprag, A500 Overrun Clutch (Overdrive) 1990-Up	1	4461015
12654	Sprag, A904 Rear (10 Spring & Roller) 1964-88	1	
54654A	Sprag, A904/A500 Rear (12 Spring & Roller) 1988-Up	1	8628183
12660	Inner Race, A500 Overdrive Sprag 1990-Up	1	4461124
12664	Inner Race, A904/A500 Rear Sprag (24 Teeth) Slide On Type 1960-89	1	3515618
12664A	Inner Race, A904/A500 Rear Sprag (Press On Type) (Sold W/Type #556) 1989-Up	1	
12665	Outer Race, A904 Rear Sprag (7 Rivet Holes) 1960-89	1	3780221
12665A	Outer Race, A904/A500 Rear Sprag (12 Threaded Bolt Holes) 1988-Up	1	4431690
12665B	Outer Race, A904 Rear Sprag (6 Threaded Holes) 1988-Up	1	
12665K	Outer Race Kit, A904 Rear Sprag (Bolt In Outer Race & Retainer) 1960-89 (This Kit Replaces The 7 Rivet Outer Race)	1	

PART #	HARD PARTS (Continued)	QTY	REFERENCE #
12670	Input Shaft, A904 (1 Ring) (27 Spline)	1	
12670B	Input Shaft, A904/A500 (2 Ring) (27 Spline) Non Lock-Up	1	
12670D	Input Shaft, A904/A500 (2 Ring) (26 Spline) Lock-Up	1	4505189
12670F	Input Shaft, A904 (Colt, Arrow) (1 Ring) (27 Spline)	1	
12670G	Input Shaft, A904 (Colt, Arrow) (2 Ring) (27 Spline) Non Lock-Up	1	
12670H	Input Shaft, A904 (Colt, Arrow) (1 Ring) (23 Spline) Non Lock-Up	1	
12670HA	Input Shaft, A904 (Colt, Arrow) (2 Ring) (23 Spline) Lock-Up	1	
12670J	Input Shaft, A904/A500 (2 ring) (22 Spline) Lock-Up 1990-Up	1	
12674	Intermediate Shaft, A500 (Uses Washer #233 W/2 Inner Tabs) 1988-89	1	4431913
12674A	Intermediate Shaft, A500 (Uses Washer #233 W/3 Outer Tabs) 1990-Up	1	4617604
12678	Output Shaft, A904 (21 1/2" Long) (2WD) 1960-77	1	
12678A	Output Shaft, A904 (21 1/2" Long) (2WD) 1978-89	1	
12678B	Output Shaft, A904 (21 1/2" Long) (2WD) 1990-Up	1	
12678C	Output Shaft, A904 (12 1/4" Long) (4x4 Eagle Type)	1	
12678D	Output Shaft, A904 (14 3/4" Long) (4x4 Dakota Type)	1	
12678E	Output Shaft, A500 2WD (1 1/16" Long Key Way Slot)	1	
12678EA	Output Shaft, A500 2WD (1 7/16" Long Key Way Slot)	1	
12678EB	Output Shaft, A500 2WD (13 Teeth Speed-O Gear) No Key Way	1	
12678EC	Output Shaft, A500 2WD (No Speed-O Gear) No Key Way	1	
12678F	Output Shaft, A500 4x4 (9 1/4" Long) (1 1/16" Long Key Way Slot)	1	
12678FA	Output Shaft, A500 4x4 (9 1/4" Long) (1 7/16" Long Key Way Slot)	1	
12678G	Output Shaft, A500 4x4 (5 1/4" Long) (1 1/8" Long Splines) (W/Pilot On Rear Of Shaft)	1	
12678GA	Output Shaft, A500 4x4 (5 1/4" Long) (1 7/8" Long Splines)	1	
12678P	Pin, A904/A500 Pilot (Presses Into End Of Output Shaft) 1978-89	1	4130088
S22678PAK	Pin/Plug Kit, A500 Pilot Pin (Goes Into The Intermediate Shaft)		
	With Orifice Plug For Rear Of Shaft 1990-Up (Sonnax)	1	
12680	Governor, A904 (Large Valve 1.002:OD) 1963-Up	1	
12680A	Governor, A904 (Large Valve 1.070"OD) 1963-Up	1	
12680B	Governor, A500 (Large Valve Is Steel) 1989-93	1	
12680C	Governor, A500 (Large Valve Is Brass) 1989-93	1	
12681A-1	Valve, A500 Governor (Large, Steel) Superior	1	
S12681A-1	Valve, A500 Governor (Large, Aluminum) (Sonnax)	1	
12681B-2K	Repair Kit, A500 Governor (W/Weights & Springs)	1	
12685	Support, A500 Governor (3 Ring)	1	4461009
12685A	Support, A500 Governor (2 Ring)	1	
12685B	Support, A904 Governor (2 Ring)	1	
12688	Bracket, A904/A500 Governor Bolt	1	
12697	Retainer, A500 Governor Support	1	4461002
12740	Valve Body, A904 Non Lock-Up 1972-86	1	
12740-1	Valve Body, A904 1967-71	1	
12740A	Valve Body, A904 Lock-Up 1978-86	1	
12740AA	Valve Body, A904 Lock-Up (W/1 Wire Single Solenoid) 1987-Up	1	
12740B	Valve Body, A904 Lock-Up (W/2 Wire Single Solenoid)(Uses A Screw In Neutral Safety Switch)		
	1996-Up	1	
12740B-1	Valve Body, A904 Lock-Up (W/2 Wire Single Solenoid)(Uses A Push In Neutral Safety Switch)		
	2001-Up	1	
12740BA	Valve Body, A500 (W/1 Single Solenoid)	1	
12740C	Valve Body, A500 (With 2 Solenoids)	1	
12740CA	Valve Body, A500 (With 2 Solenoids & Boost Valve Tube) 1989-93	1	
12740CB	Valve Body, A500 (With 2 Solenoids & Boost Valve Tube) 1994-Up	1	
12740E	Valve Body, A500 (W/3 Solenoids & 1 Round Sensor) 3 Pin Governor Solenoid 1989-93	1	
12740EA	Valve Body, A500 (W/3 Solenoids & 1 Round Sensor) 4 Pin Governor Solenoid 1989-93	1	
12740EB	Valve Body, A500 (W/3 Solenoids & 1 Round Sensor) 3 Pin Governor Solenoid 1994-99		
	(Can Use 12740EC)	1	
12740EC	Valve Body, A500 (W/3 Solenoids & 1 Round Sensor) 4 Pin Governor Solenoid 1994-99	1	
12740ED	Valve Body, A500 (W/3 Solenoids & 1 Square Sensor) 4 Pin Governor Solenoid 2000-Up		
	(Uses A 3 Prong Screw-In Neutral Safety Switch)	1	
12740G	Valve Body, A500 (W/3 Solenoids & 1 Square Sensor) 4 Pin Governor Solenoid 2001-02		
	(Uses A Push-In Neutral Safety Switch)	1	
12740GA	Valve Body, A500 (W/3 Solenoids & 1 Square Sensor) 4 Pin Governor Solenoid 2003-04		
	(Uses A Push-In Neutral Safety Switch)	1	

PART #	VALVE BODY COMPONENTS	QTY	REFERENCE #
S12741-4	Bracket, A500 Holds Transducer (#415 Sensor) To Valve Body (4th Design)(Metal, 3 Bolt Holes) 2000-Up	1	
S12741-7	Neutral Safety Back-Up Insulator, A904/A500 (Replaces The Plastic Piece On The Manual Shaft Lever (Rooster Comb)(For The Screw-In Type Neutral Safety Switch)(Sonnax)	1	

12741A-1	Switch Valve, A500 (Prevents Lock-Up Shudder)(Sonnax)	1
12741A-5	Check Ball, A904/A500 11/32"OD (Torton)	1
S12741AOS-1	Switch Valve, A500 (Oversize) (Sonnax) Must Use Reamer T-22771A-TL13	1
T-22771A-TL13	Reamer Set, For S12741AOS-1	1
S12741C-4	Retainers, A500 TCC Boost Valve Spring (Sonnax) (5 Pieces)	1
12741CA-4	Plate, A500 TCC Boost Valve (Superior) With Retainer To Hold Spring In	1
12741CK	Spring Kit, A904 Lock-Up Delay (Spring & Plate)	1
S12741D-6K	Plug Kit, A904/A500 Valve Body Governor Bore (Contains: One 1-2 Governor Plug, One 2-3 Governor Plug 7 Three Teflon Seals) (Sonnax)	1
S12741M-1	Manual Valve, A904/A500 (Allows Converter Charge In Park)(Sonnax)	1
S12741NCK	Sure Cure kit, A500 (Sonnax)	1
S12741NHPK	Throttle Valve Kit, A904/A500 (High Performance) (Sonnax)	1
S12741NK	Throttle Valve Kit, A904/A500 (Valve, Plunger, Springs & Sleeve)(Sonnax)	1
S12741NOK	Throttle Valve Kit, A904/A500 (Oversize) (Valve, Plunger, Springs & Sleeve)(Sonnax)	1
	T-F-22771-TL Reamer & T-VB-Fix Required)	1
S12741P-1	Valve, A904/A500 Lube pressure Regulated Valve (Reduces Converter Drain Back) (Sonnax) For 1994-Up A500 "RH & RE" Units As Well As 1978-Up A904 Transmissions	1
S12741P-6K	Plug Kit, A904 Regulated Pressure Valve plugs (Sonnax)	1
S12740POS-1	Valve, A904/A500 Lube Pressure Regulated Valve (Sonnax)(Oversize)(Must Use Tool T-F-22771A-TL7 & T-VB-Fix)(Contains: Oversize Valve, Oversize Plug & Spring)	1
T-F-22771A-TL7	Tool Kit For RWD Chrysler 1978-Up Pressure Regulator Valve Kit	1
12747EA	Plate, A500 Valve Body (W/Out Lock-Up Boost Tube) 1988-94 (Transgo)	1
12747EB	Plate, A500 Valve Body 1995-03 (Transgo)	1

PART #	HARD PARTS (Continued)	QTY	REFERENCE #
12760	Case, A904 318/360 Non Lock-Up 1972-86	1	
12760A	Case, A904 318/360 Lock-Up 1978-86	1	
12760B	Case, A904 318/360 Lock-Up (4 Bolt Support) 1 Wire Rear Case Connector W/ 1/4" Pipe Thread L1987-Up	1	
12760BA	Case, A904 318/360 Lock-Up (6 Bolt Support) 1 Wire Rear Case Connector W/ 1/4" Pipe Thread L1987-Up (Without Timming Hole)	1	
12760BB	Case, A904 318/360 Lock-Up (6 Bolt Support) 1 Wire Rear Case Connector W/ 1/4" Pipe Thread L1987-Up (With Timming Hole)	1	
12760BC	Case, A904 318/360 Lock-Up (6 Bolt Support) 2 Wire Rear Case Connector W/ 3/8" Pipe Thread L1987-Up (With Timming Hole)	1	
12760BD	Case, A904 225 6 Cylinder Non Lock-Up (4 Bolt Support) 1972-86	1	
12760BE	Case, A904 225 6 Cylinder Lock-Up (4 Bolt Support) 1978-86	1	
12760CA	Case, A904 225 6 Cylinder Lock-Up (6 Bolt Support) 1 Wire Rear Case Connector W/ 1/4 Pipe Thread L1987-Up	1	
12760E	Case, A904 AMC Non Lock-Up 1974-86	1	
12760F	Case, A904 AMC Lock-Up (4 Bolt Rear Support) 1978-86	1	
12760FA	Case, A904 AMC Lock-Up (6 Bolt Rear Support) 1987-Up (No Rear Electric Connector)	1	
12760FB	Case, A904 AMC Lock-Up (6 Bolt Rear Support) 1987-Up (1 Wire Rear Case Connector W/ 1/4" Pipe Thread)	1	
12760G	Case, A904 3.9L Lock-Up (Dakota W/Extra Boss On Bell) 1988-Up	1	
12760H	Case, A904 Non Lock-Up (With V-8 Chevrolet Bell) 1972-79	1	
12760J	Case, A904 2.8L V-6 lock-Up (No Rear Electric Connector) W/Square Timming Hole	1	
12760JA	Case, A904 2.8L V-6 Lock-Up (1 Wire Case Connector W/ 1/4" Pipe Thread) (4 Bolt Support) W/Square Timming Hole	1	
12760JB	Case, A904 2.8L V-6 Lock-Up (1 Wire Case Connector W/ 1/4" Pipe Thread) (6 Bolt Support) W/Square Timming Hole	1	
12760JC	Case, A904 2.8L V-6 Lock-Up (2 Wire Case Connector W/ 3/8" Pipe Thread) (6 Bolt Support) W/Square Timming Hole	1	
12760K	Case, A904 2.8L V-6 lock-Up (No Rear Electric Connector) W/Out Square Timming Hole	1	
12760L	Case, A500 318/360 3.9L (.900"OD Case Connector) (7 3/4" Top Bolts) 16 Holes Bell To Engine (Round & Square) Driver Side Starter W/Out Timming Hole, 14 Openings (Round & Square) For Pump Gasket 1988-94	1	
12760LA	Case, A500 (Some 3.9L) (.900"OD Case Connector) (7 3/4" Top Bolts) 17 Holes Bell To Engine (Round & Square) Driver Side Starter With Timming Hole, 14 Openings (Round & Square) For Pump Gasket 1988-94	1	
12760LB	Case, A500 318/360 3.9L (.900"OD Case Connector) (7 3/4" Top Bolts) 16 Holes Bell To Engine (Round & Square) Drivers Side Starter With Timming Hole, 14 Openings (Round & Square) For Pump Gasket 1988-94	1	
12760LD	Case, A500 318/360 3.9L (1.080"OD Case Connector) (7 3/4" Top Bolts) 16 Holes Bell To Engine (Round & Square) Driver Side Starter (13 Openings (Round & Square For Pump Gasket) 1995-Up	1	
12760M	Case, A500 318/360 3.9L (1.080"OD Case Connector) (7 3/4" Top Bolts) 17 Holes Bell To Engine (Round & Square) Driver Side Starter (13 Openings (Round & Square) For Pump Gasket) 1995-Up (Uses A 3 Prong Screw-In Neutral Safety Switch)	1	

PART #	HARDPARTS (Continued)	QTY	REFERENCE #
12760MA	Case, A500 318/360 3.9L (1.080"OD Case Connector) (7 3/4" Top Bolts) 17 Holes Bell To Engine (Round & Square) Driver Side Starter (14 Openings (Round & Square) For Pump Gasket) 1988-94 (Uses A 3 Prong Screw-In Neutral Safety Switch)	1	
12760MB	Case, A500 318/360 3.9L (1.080"OD Case Connector) (7 3/4" Top Bolts) 17 Holes Bell To Engine (Round & Square) Drivers Side Starter (13 Openings (Round & Square) For Pump Gasket) 2001-Up (Uses A .790"OD Push-In Neutral Safety Switch)	1	
12760N	Case, A500 318/360 3.9L (1.080"OD Case Connector) (7 3/4" Top Bolts) 16 Holes Bell To Engine (Round & Square) Passenger Side Starter (14 Openings (Round & Square) For Pump Gasket) Up Thru 1994	1	
12760NA	Case, A500 318/360 3.9L (1.080"OD Case Connector) (7 3/4" Top Bolts) 16 Holes Bell To Engine (Round & Square) Passenger Side Starter (13 Openings (Round & Square) For Pump Gasket) 1995-Up	1	
12760P	Case, A500 (1.080"OD Case Connector) (5 7/8" Top Bolts) Passenger Side Starter (14 Openings (Round & Square) For Pump Gasket) 1989-94 (Fits 4.0L Jeep)	1	
12760PA	Case, A500 (1.080"OD Case Connector) (5 7/8" Top Bolts) Passenger Side Starter (13 Openings (Round & Square) For Pump Gasket) 1995-UP (Fits 4.0L Jeep)	1	
12760S	Case, A500 (.900"OD Case Connector) (5 1/8" Top Bolts)	1	
12760Z	Case, A904 225 6 Cylinder (Push Button) 1960-65	1	
12760ZA	Case, A904 273/318 (Push Button) 1960-65	1	

PART #	CASE COMPONENTS	QTY	REFERENCE #
22761MB	Bracket, A500 (Holds Push-In Neutral Safety Switch To Case) Screws Into Case W/2 Hole Bracket & Washers (For 12410C Switch) 2001-Up	1	
22761S	Sleeve, A500 (Presses Into Case Connector Hole On Late Model Cases With .900"OD Hole)	1	
S22761S-2K	Sleeve Adapter Kit, A500 Neutral Safety Switch (Sleeve With O-Ring & Washer Makes 2001-Up Cases Fit Early Type Cases With The 3 Prong Neutral Safety Switch) Sonnax	1	
22761-2C	Sleeve, A727/A500 Shift Linkage Shaft (Use With T-56361-TL)	1	
T-56361-TL	Tool Kit, For 22761-2C	1	

PART #	HARDPARTS (Continued)	QTY	REFERENCE #
12765	Pan, A904 1960-Up	1	
12765A	Pan, A904 (Small Pan) Colt, Arrow Type	1	
12765B	Pan, A500 (2.420" Deep) With No Step In Bottom	1	4505089
12765C	Pan, A500 (2.920" Deep) With Step In Bottom	1	
12765D	Pan, A500 (3.155" Deep) With No Step In Bottom 1998-Up (Uses The Metal/Plastic Filter)	1	
12770	Extension Housing, A904 (14 3/4") 1966-Up	1	
12770A	Extension Housing, A904 4x4 Eagle 1979-Up (Snap Ring Cover On Bottom)	1	
12770AA	Extension Housing, A904 2WD (14 3/4") Long Snap Ring Cover On Passenger Side	1	
12770B	Extension Housing, A500 2WD (Speed-O Gear Type)	1	
12770BK	Overdrive Assembly, A500 2WD Governor Type (W/Speed-O) No Sensor (4 Gear Planet)	1	
12770C	Extension Housing, A500 4x4 (15 7/8" Long) (No Speed-O) No Sensor (Uses A Rear Seal) (Uses A 2 Bolt Mount) (Can Use 12770CB Or 12770CC)(With .637" Wide Park Pawl)	1	
12770CK	Overdrive Assembly, A500 4x4 (15 7/8" Long) Governor Type (No Speed-O) No Sensor (Uses A Rear Seal) (Uses A 2 Bolt Mount) (Can Use 12770CBK Or 12770CCK)	1	
12770CA	Extension Housing, A500 4x4 (15 7/8" Long) (No Speed-O) No Sensor (No Rear Seal) (With .637" Wide Park Pawl)	1	
12770CB	Extension Housing, A500 4x4 (15 7/8" Long) (No Speed-O) No Sensor (Uses A Rear Seal) (Uses A 3 Bolt Mount) (Can Use A 12770CC)(With .637" Wide Park Pawl)	1	
12770CBK	Overdrive Assembly, A500 4x4 (15 7/8" Long) Governor Type (No Speed-O) No Sensor (Uses A Rear Seal) (Uses A 3 Bolt Mount) (Can Use 12770CCK)	1	
12770CC	Extension Housing, A500 4x4 (15 7/8" Long) (No Speed-O) No Sensor (Uses A Rear Seal) (Uses A 5 Bolt Mount)(With .637" Wide Park Pawl)	1	
12770CCK	Overdrive Assembly, A500 4x4 (15 7/8" Long) Governor Type (No Speed-O) No Sensor (Uses A Rear Seal) (Uses A 5 Bolt Mount)	1	
12770D	Extension Housing, A500 2WD (No Governor) (With Speed-O) W/Sensor	1	
12770DK	Overdrive Assembly, A500 2WD (No Governor) (W/Speed-O) W/Sensor (4 Gear Planet)	1	
12770DA	Extension Housing, A500 2WD (No Governor) (No Speed-O) W/Sensor	1	
12770DAK	Overdrive Assembly, A500 2WD (No Governor) (No Speed-O) W/Sensor (4 Gear Planet)	1	
12770E	Extension Housing, A500 4x4 (10 7/8" Long) (No Speed-O) W/Sensor (Can Use 12770EB)	1	
12770EK	Overdrive Assembly, A500 4x4 (10 7/8" Long) No Governor (No Speed-O) W/Sensor (Output Shaft Splined To End (No Side Mount) Can Use U12770EBK)	1	
12770EAK	Overdrive Assembly, A500 4x4 (10 7/8" Long) No Governor (No Speed-O) W/Sensor (W/ 1/2" Pilot On End Of Shaft) W/Side Mount	1	
12770EB	Extension Housing, A500 4x4 (10 7/8" Long) No Governor (W/Speed Sensor) (Holds 4 or 6 Overdrive Clutch) W/2 Mounting Bosses On Driver Side (With .637" Wide Park Pawl)	1	
12770EBK	Overdrive Assembly, A500 4x4 (10 7/8" Long) No Governor (Holds 4 or 6 Overdrive Clutch) (W/Speed Sensor) W/2 Mounting Bosses On Driver Side	1	

12770EC.....	Extension Housing, A500 4x4 (10 7/8" Long) No Governor (Holds 4 or 6 Overdrive Clutch)(W/Speed Sensor) W/3 Mounting Bosses On Driver Side & 1 Mounting Boss On Passenger Side).....	1	
12770ECK.....	Overdrive Assembly, A500 4x4 (10 7/8" Long) No Governor (Holds 4 or 6 Overdrive Clutch)(W/Speed Sensor) W/3 Mounting Bosses On Driver Side & 1 Mounting Boss On Passenger Side).....	1	
12770Z.....	Extension Housing, A904 2WD (Push Button) 1960-65.....	1	
12771.....	Cover, A904 Output Shaft Snap Ring (With Bolts).....	1	
12774.....	Speed-O Housing, A904 Aluminum (Cable Type).....	1	
12774-436.....	Sensor, A904/A500 Speed (Screws Onto The 12774)(With 2 Pin Oval Connector)(Takes Place Of A Cable).....	1	
12774B.....	Speed-O Housing, A904/A400 (Plastic) With 3 Round Prong Connectors.....	1	
12774BA.....	Speed-O Housing, A904/A500 (Plastic) With 3 Flat Blade Connectors.....	1	
22775.....	Bolt, A904/A500 Flex Plate To Converter.....	AR	
12777K.....	Bolt Set, A904/A500 Pump To Case.....	1	
12778K.....	Bolt Set, A604/A500 Stator To Pump Body.....	1	
12779K.....	Bolt Set, A904 Pan To Case.....	1	
12781K.....	Bolt Set, A904 Extension Housing To Case.....	1	
12781AK.....	Bolt Set, A500 Extension Housing Top Case (7/16" Hex Head).....	1	
12782K.....	Bolt Set, A904 Valve Body To Case.....	1	
22787K.....	Bolt Set, A904 Holds Governor To Support.....	1	
12789AK.....	Bolt Set, A904/A500 Output Shaft Bearing Cover To Extension Housing (Phillips Head) (2 Per Set).....	1	
12789BK.....	Bolt Set, A904/A500 Output Shaft Bearing Cover To Extension Housing (Torx Head) (2 Per Set).....	1	
12790K.....	Bolt Set, A500 Overdrive Retainer (Or Rear Support) To Case (6 Pieces).....	1	
22790K.....	Bolt Set, A904 Output Support To Case (4 Bolts).....	1	
44839.....	Pan Magnet, Rectangle.....	1	
44839A.....	Pan Magnet, Round.....	1	3787240
12842.....	Bracket, A904/A500 Speed-O Hold Down.....	1	
12844.....	Key, A500 Holds Governor Support To Shaft (Half Moon).....	1	
12844A.....	Key, A500 Holds Governor Support To Shaft (Rectangle).....	1	
12848.....	Gear, A904/A500 Driven Speed-O (24 Teeth) With 3" Long Steel Shaft.....	1	
12848C.....	Gear, A904/A500 Driven Speed-O (26 Teeth) With 3" Long Steel Shaft.....	1	
12848D.....	Gear, A904/A500 Driven Speed-O (27 Teeth) With 3" Long Steel Shaft.....	1	
12848F.....	Gear, A904/A500 Driven Speed-O (29 Teeth) With 3" Long Steel Shaft.....	1	
12848FA.....	Gear, A904/A500 Driven Speed-O (29 Teeth) With 1 1/2" Long Steel Shaft.....	1	
12848G.....	Gear, A904/A500 Driven Speed-O (30 Teeth) With 3" Long Steel Shaft.....	1	
12848H.....	Gear, A904/A500 Driven Speed-O (31 Teeth) With 3" Long Steel Shaft.....	1	
12848HA.....	Gear, A904/A500 Driven Speed-O (31 Teeth) With 1 1/2" Long Steel Shaft.....	1	
12848J.....	Gear, A904/A500 Driven Speed-O (32 Teeth) With 3" Long Steel Shaft.....	1	
12848JA.....	Gear, A904/A500 Driven Speed-O (32 Teeth) With 1 1/2" Long Steel Shaft.....	1	
12848K.....	Gear, A904/A500 Driven Speed-O (33 Teeth) With 3" Long Steel Shaft.....	1	
12848KA.....	Gear, A904/A500 Driven Speed-O (33 Teeth) With 1 1/2" Long Steel Shaft.....	1	
12848L.....	Gear, A904/A500 Driven Speed-O (34 Teeth) With 3" Long Steel Shaft.....	1	
12848LA.....	Gear, A904/A500 Driven Speed-O (34 Teeth) With 1 1/2" Long Steel Shaft.....	1	
12848M.....	Gear, A904/A500 Driven Speed-O (35 Teeth) With 3" Long Steel Shaft.....	1	
12848MA.....	Gear, A904/A500 Driven Speed-O (35 Teeth) With 1 1/2" Long Steel Shaft.....	1	
12848N.....	Gear, A904/A500 Driven Speed-O (36 Teeth) With 3" Long Steel Shaft.....	1	
12848NA.....	Gear, A904/A500 Driven Speed-O (36 Teeth) With 1 1/2" Long Steel Shaft.....	1	
12848P.....	Gear, A904/A500 Driven Speed-O (37 Teeth) With 3" Long Steel Shaft.....	1	
12848Q.....	Gear, A904/A500 Driven Speed-O (38 Teeth) With 3" Long Steel Shaft.....	1	
12848QA.....	Gear, A904/A500 Driven Speed-O (38 Teeth) With 1 1/2" Long Steel Shaft.....	1	
12848S.....	Gear, A904/A500 Driven Speed-O (40 Teeth) With 3" Long Steel Shaft.....	1	
12848ZJ.....	Gear, A904/A500 Driven Speed-O (56 Teeth) With 3" Long Steel Shaft.....	1	
12848ZK.....	Gear, A904/A500 Driven Speed-O (57 Teeth) With 3" Long Steel Shaft.....	1	
12860.....	Snap Ring, A500 Overdrive Clutch (.051" Thick)(6 3/8"OD)(Waved) 1988-Up.....	1	4461066
12861.....	Snap Ring, A500 Overdrive Clutch Front.....	1	4461082
12862.....	Snap Ring, A500 Overdrive Clutch (Flat).....	1	4461065
12863.....	Snap Ring, A500 Overdrive Direct Drum To Ring Gear.....	2	4461060
12864.....	Snap Ring, A500 Overdrive Direct Clutch (Front) (.079" Thick)(5 13/16"OD) 1988-Up.....	1	4461032
12866.....	Snap Ring, A500 Overdrive Sun Gear (Round).....	1	4461064
12867.....	Snap Ring, A500 Overdrive Sun Gear (Flat).....	1	4461063
12868.....	Snap Ring, A500 Overdrive Ring Gear To Output Shaft.....	1	4461059
12877.....	Snap Ring, A904/A500 Forward Clutch (Bottom, Wavy).....	1	2466283
12878.....	Snap Ring, A904/A500 Forward / Direct Clutch (.061") (Top, Flat).....	2	4130761
12878A.....	Snap Ring, A904/A500 Forward & Direct Clutch (Top, Wavy).....	1	3410571
12878AA.....	Snap Ring, A904/A500 Rear Clutch (.076") (Top, Flat).....	1	
12878AB.....	Snap Ring, A904/A500 Rear Clutch (.098").....	1	
12878AC.....	Snap Ring, A904/A500 Forward Clutch (Rear Clutch) (.085") (Top, Flat).....	1	

CHRYSLER

PART #	HARDPARTS (Continued)	QTY	REFERENCE #
12879	Snap Ring, A904/A500 Holds Retainer To Direct Drum	1	1942400
12880	Snap Ring, A904/A500 Holds Input Shaft To Forward Drum	1	6022859
12881	Snap Ring, A904/A500 Front Planet To Front Ring Gear	1	
12882	Snap Ring, A904/A500 Front & Rear Ring Gear To Hub (4"OD) Fits All Rear & The Small Front Planet Ring Gear To Hub	1	
12882B	Snap Ring, A904/A500 Front Planet Ring Gear To Hub (4 1/2"OD) Fits The Large Front Planet Ring Gear	1	1942444
12884	Snap Ring, A904/A500 Front Sun Gear	1	1942439
44887	Snap Ring, A904/A500 Holds Seal To Speed-O Housing	1	
12888	Retainer, A904/A500 Governor	1	
12889	Snap Ring, A904 Holds Governor To Output Shaft	1	
12890	Snap Ring, A904/A500 Rear Support To Rear Hub	1	6033480
12891	Snap Ring, A500 Holds Bearing #271 On Output Shaft	1	4461068
12892	Snap Ring, A500 Oil Distributor Rear	1	4461056
12893	Snap Ring, A500 Output Bearing To Output Shaft	1	4461069
12894	Snap Ring, A904/A500 Front Planet To Output Shaft (.040")	1	6026289
12894A	Snap Ring, A904/A500 Holds Front Planet To Output Shaft (.062")	1	6030938
12894B	Snap Ring, A904/A500 Holds Front Planet To Output Shaft (.084")	1	6030404
12895	Snap Ring, A904 Holds Rear Bearing To Output Shaft	1	
12896	Snap Ring, A904/A500 Holds Front Servo In	1	
12897	Snap Ring, A904 Holds Output Shaft Bearing To Extension Housing (W/2 Ears)	1	4461057
12897A	Snap Ring, A500 Holds Output Shaft Bearing To Extension Housing (W/2 Ears)	1	
12898	Snap Ring, A500 Overdrive Support To Output Shaft	1	8121057
12905	Servo Assembly, A904/A500 Front (1.240"OD) (6 Cylinder)	1	
12905A	Servo Assembly, A904/A500 Front (.990"OD) (V-8)	1	
12906	Spring, A904/A500 Front Servo	1	
12907	Piston, A904/A500 Front Servo	1	4058777
12909	Retainer, A904/A500 Front Servo Spring	1	
12910	Servo Assembly, A904/A500 Rear	1	
12911	Spring, A904/A500 Rear Servo	1	
12912	Piston, A904/A500 Rear Servo (2.546"OD)	1	52118744
S12913K	Pin/Plug, A904/A500 Reverse Servo (Sonnax) (Contains: Pin/Plug, O-Ring & Retaining Ring)	1	
12914	Retainer, A904/A500 Rear Servo Spring	1	
12916-2	Strut, A904/A500 Front Band	1	3515084
12917	Strut Assembly, A904 Rear Band (For Rigid Band) (W/Anchor & Strut)	1	
12917-1	Lever, A904/A500 Rear Band(For Rigid Band)	1	
12917A	Strut Assembly, A904/A500 Rear Band (For Double Wrap Band)	1	
12917A-1	Lever, A904/A500 Rear Band (For Double Wrap Band)	1	4202764
12917-4	Reaction Pin, A904/A500 Rear Band	1	3410102
12919	Adjusting Screw, A904/A500 Front Band	1	1942477
12925	Accumulator Assembly, A904/A500 (Aluminum)	1	
22926	Spring, A904/A500 Accumulator Return (1.525" Tall)	1	4531259
32926	Spring, A904/A500 Accumulator Return (1.060" Tall)	1	
12927	Piston, A904/A500 Accumulator (Aluminum)	1	3743650
22927	Piston, A904/A500 Accumulator (Plastic)	1	
12927HD	Piston, A904/A500 Accumulator (Aluminum With 4 Rings)	1	
22936	Spring, A500 3-4 Accumulator (.122"OD Wire) (2.350" Long)	1	
12936K	Spring, A500 3-4 Accumulator (.060"OD Wire) (2.750" Long)	1	
12960	Piston, A500 Overdrive Direct Clutch	1	52118599
12964	Piston, A904/A500 Forward Clutch	1	3515716
12965	Piston, A904/A500 Direct (Uses The Outer O-Ring Only)	1	4617154
12965D	Piston, A904/A500 Direct (Has No O-Rings On Piston) 1998-Up	1	
12970	Spring, A500 Overdrive Clutch Return	1	4461027
12974	Spring, A904/A500 Forward Return Spring (5.030:OD) 1960-89 (Can Use 12974A)	1	1942414
12974A	Spring, A904/A500 Forward clutch Return (4.970"OD) 1990-Up (Retro Fits to 1960)	1	1942414
12975	Spring, A904/A500 Direct Clutch Return	1	
12985	Retainer, A904/A500 Direct Clutch Spring	1	4617516
12989	Retainer, A904 Sprag (W/4 Bolt Rear Support) 1960-88	1	2801426
12989A	Retainer, A904 Sprag (W/6 Bolt Rear Support) 1987-Up	1	
S12991-2K	Detent Ball & Spring Kit, A904/A500 Valve Body Rooster Comb (Contains: Sleeve & Detent Ball)(Must Use Tool T-22771-TL12)	1	
T-22771-TL12	Tool For S12991-2K	1	
12991A-3	Rooster Comb, A904 (Has No Plastic Insulator For Neutral Safety Switch) 1965-E70	1	
12991B-3	Rooster Comb, A904 (Has A Long Plastic Insulator For The Neutral Safety Switch) L1970-77	1	
12991C-3	Rooster Comb, A904 (Has A Long Plastic Insulator For The Neutral Safety Switch) 1978-88	1	
12991D-3	Rooster Comb, A904/A500 (Has A Long Plastic Insulator For The Screw In Neutral Safety Switch) 1989-01	1	

12994.....	Park Rod, A904.....	1
12994A.....	Park Rod, A500.....	1 4431748
12995A.....	Park Pawl Assembly, A500.....	1
12996.....	Fitting, A904 Cooler Line (5/16" Line x 1/8" Pipe) Screw In Flared.....	1
22996A.....	Fitting, A500 Cooler Line (3/8" Line x 1/4" Pipe) Push In (Gas).....	1
12996B.....	Fitting, A904 Cooler Line (90 Degree Elbow) (5/16" Line x 1/8" Pipe) Screw In Flared (Can Use 26996).....	1
12996C.....	Fitting, A904/A500 Cooler Line (3/8" Line x 1/4" Pipe) 1/4" Screw In Flared Male (On Case Side) For Push In Line (Gas).....	1
12996CK.....	Repair Kit, A904/A500 Cooler Line Fitting (With 1/4" Pipe Fittings) A Fix For Cracked Cases At The Cooler Fittings (Gas Only) 5 Adapters & 1 Tap Tool (Adapter # S12996C-1).....	1
12996C-1.....	Adapter, A904/A500 (For The S12996CK Kit).....	1
12996D.....	Fitting, A500 Cooler Line (3/8" Line x 1/4" Pipe) Push In With Wire Type Clip.....	1
12996D-5K.....	Clip Kit, A904/A500 Push In Cooler Line (6 Clips & O-Rings) (For 1/2" Cooler Lines).....	1

